

Clearview[®] EASY hCG (502575)

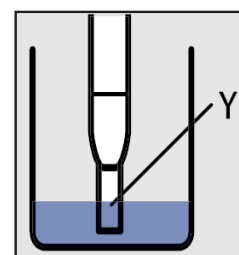
How to Use Guide

Clearview[®] EASY hCG detection test is a rapid diagnostic device for the qualitative detection of human chorionic gonadotrophin (hCG) in urine. Below is a synopsis of how to use the kit. Please observe the usual health and safety guidelines and ensure that the test is suitable for use. Please refer to the instructions for use for full information as this is merely a guide.

Sampling procedures - Use one of the following:

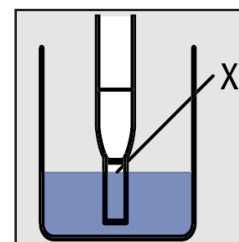
A) Dip and leave

- Dip absorbent sampler into the urine sample until it is half immersed (Y).
- Leave for 3 to 10 minutes.
- Place cap over absorbent sampler without inverting device.
- Read result immediately. (Do not interpret after 10 minutes).



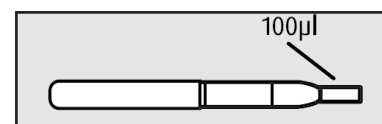
B) Dip

- Dip absorbent sampler into urine sample point X for 15 seconds.
- Place cap over absorbent sampler, without inverting device.
- Read result after 3 minutes. (Do not interpret after 10 minutes).




C) Pipette

- Place on a clean, dry, flat surface with absorbent side of sampler facing upwards.
- Pipette 100µl of urine sample onto absorbent sampler.
- Place cap over absorbent sampler, without inverting device.
- Read result after 3 minutes. (Do not interpret after 10 minutes).



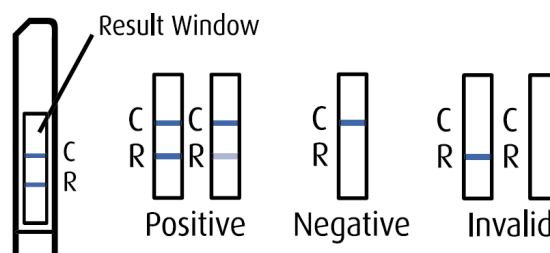
D) Urine Stream

- Absorbent sampler should be held in urine stream for 3 to 7 seconds only.
- Place cap over absorbent sampler, without inverting device.
- Read result after 3 minutes. (Do not interpret after 10 minutes).



Results

A line must appear in the control line region (C) within 3 minutes otherwise the test must be repeated. Any result that appears after 10 minutes should be ignored. The result line will appear in the result line region (R)



Please see instructions for use for full information.

If you have any further questions please do contact us via the enquiry button on the product page.

For reference hCG positive and negative controls are available (510068). Please evaluate these in-house.